

# CRACKING THE CODE

Things I learned building a website  
with no coding experience

15.06.2017

Ben Joy  
@benjoy93



# Howdy!

I'm @benjoy93

Account Manager at Moov2 by day.  
Trying to learn to code by night.

I recently built my first website and  
now I'm going to talk about it.

## WHAT THIS TALK IS NOT...

- ✗ An in-depth look at my site
- ✗ A how to guide
- ✗ A list of best practices

Disclaimer: I am not a developer

**@benjoy93**

## WHAT YOU SHOULD EXPECT IS...

- ✓ Thoughts on issues I faced
- ✓ Hopefully some helpful tips
- ✓ Lots of memes and gifs

**In case you were  
wondering...**

Why did you build a  
website?



**@benjoy93**

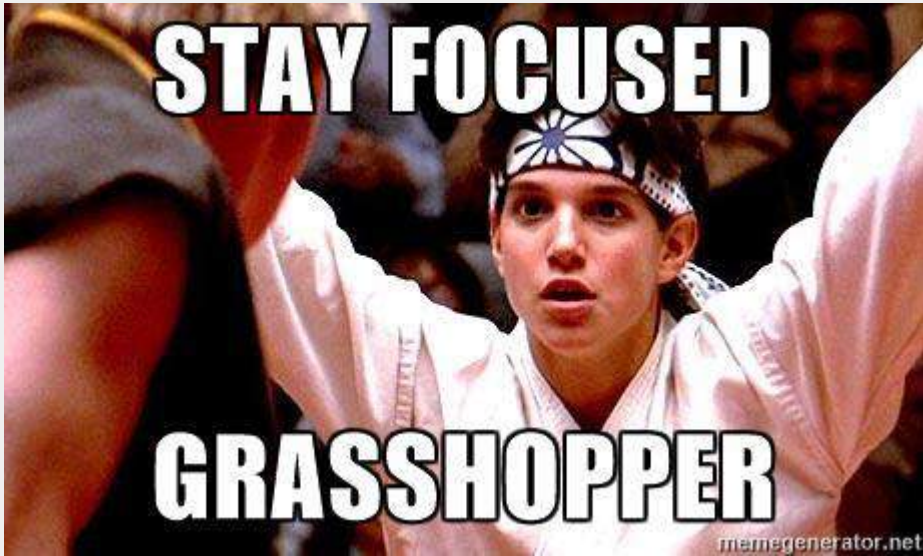
# TALK IS CHEAP

The only thing  
stopping you, is you.



@benjoy93

## STAY FOCUSED



Pick something and stick with it.

**@benjoy93**



**Beware of the  
hand holding honeymoon**

**@benjoy93**



“

*The joy-filled romp through highly polished resources teaching you things that seem tricky but are totally do-able with their intensive support.*

[vikingcodeschool.com](http://vikingcodeschool.com)

**@benjoy93**

Preview



## Learn HTML & CSS: Part I

Learn the fundamentals of HTML &  
CSS.

---

100%



## Make a Website


Explore HTML & CSS fundamentals  
as you build a website in this  
introductory course to web  
development

---

100%



**@benjoy93**



**@benjoy93**

**Welcome to the  
cliff of confusion**

**@benjoy93**



“

*The painful realization that it's a lot harder when the hand-holding ends and it feels like you can't actually do anything on your own yet.*

vikingcodeschool.com

**@benjoy93**

**Take your time when  
learning**

**@benjoy93**

# Useful learning resources



Great step-by-step tutorials to get started and grow some confidence.



Lookout for flash sales and discount courses. Wouldn't recommend paying full price.



Hundreds of video courses breaking skills down into digestible chunks.



There are tonnes of helpful tutorial videos to choose from – whatever you're trying to do, someone has probably made a video about it.



Large collection of useful articles and videos to aid with learning covering a wide range of topics.

**@benjoy93**



## BE AN ACTIVE LEARNER

Don't just watch tutorials. Get a text editor and start coding while you learn.

Get yourself in the game.



# DEVELOPMENT ISN'T DESIGN

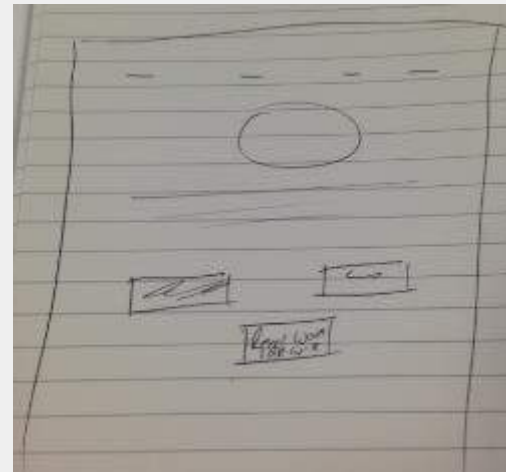
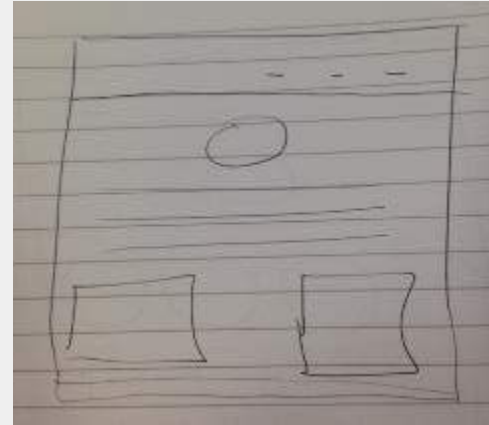


Find a design concept online, or replicate sections of your favourite websites for practice.


**@benjoy93**

# HAVE A PLAN

A basic sketch is better than nothing. Keep it simple.



**@benjoy93**




**Start with mobile!**

**@benjoy93**

# KEEP GOING

Find the time to keep learning and coding.

Don't stop when things get tough.



## MAKE NOTES




If you do have to put your project down for a while – make sure you'll understand it when you come back.

**@benjoy93**

**TRY TO  
SOLVE PROBLEMS  
YOURSELF**

**@benjoy93**

**BECAUSE WHEN YOU DO... IT FEELS GREAT**



**@benjoy93**



**BUT...**

**@benjoy93**

# BE READY FOR THAT FEELING NOT TO LAST



**@benjoy93**

## DON'T BEAT YOURSELF UP

Making silly mistakes is part of the learning process.



**@benjoy93**

## DON'T BE AFRAID TO ASK FOR HELP



Sometimes you can't get yourself out of a jam. Don't be too proud to admit it.

**@benjoy93**

**Look for guidance  
not answers**

**@benjoy93**




## YOU DON'T NEED TO BE A HERO

Don't feel bad about using tools that make your life easier.



**@benjoy93**

# DON'T BE EMBARRASSED ABOUT YOUR WORK



# Things you might not have considered



Get into the habit of setting up a local development environment. It will serve you well in the future, and is another thing you will know how to do.



Get your code onto GitHub so you can track the changes you make as you build. It's important to embrace version control from the get go



A friendly interface that can be connected to your GitHub repository to help with version control.



Seems obvious, but don't forget you'll need a domain before your site can go live.



You'll need to host your website somewhere. *Smarthosting* is an affordable shared hosting platform. Would recommend as a starter.



**Be proud of yourself**

**@benjoy93**



# Goodbye!

I'm still [@benjoy93](#)

Feel free to check out  
[benmichaeljoy.com](http://benmichaeljoy.com) and the code  
behind it at [github.com/benjoy93](https://github.com/benjoy93)